



TRIATHLON
WESTERN AUSTRALIA

ANNUAL REPORT

2019/2020



CONTENTS

1	VISION, MISSION, VALUES, OBJECTIVES	3
2	TWA BOARD MEMBERS & TWA STAFF	4
3	LIFE MEMBERS, TWA SUB-COMMITTEES & AFFILIATED CLUBS	6
4	PRESIDENTS REPORT	8
5	EXECUTIVE DIRECTORS REPORT	10
6	MEMBERSHIP & CLUBS REPORT	12
7	PARTICIPATION & MEMBER ENGAGEMENT REPORT	14
8	DEVELOPMENT PATHWAY & HIGH PERFORMANCE REPORT	16
9	COACHING REPORT	17
10	TECHNICAL REPORT	18
11	TRIATHLON WA ANNUAL AWARDS	20
12	TRIATHLETE OF THE YEAR	22
13	STATE CHAMPIONS	23
14	FINANCIAL REPORTS	24

VISION

To inspire Western Australians to embrace triathlon as a lifestyle, recreation or sporting pursuit

MISSION

Triathlon WA will grow, strengthen and connect the triathlon community in WA through membership, clubs, programs and major events.

CORE VALUES

- Belonging
- Health
- Enjoyment
- Respect
- Achievement
- Integrity

KEY RESULT AREAS

ENGAGEMENT:

A sport where everyone feels connected and to which anyone can connect.

ACCESS:

A sport that anyone can do.

PATHWAYS:

A sport where everyone has the opportunity to achieve to the level to which they aspire.

CLUBS:

A sport of thriving clubs, building communities.

PARTNERSHIPS:

A sport of collaborative partnerships, enhancing value.

ORGANISATION:

A sport in safe hands.

IRONMAN 70.3 BUSSELTON:

An iconic Western Australian community event.

BOARD MEMBERS



Ben King
President
Elected Member

Ross Pedlow
Vice President
Elected Member





Steve Lyon
Elected Member

Steve Norton
Appointed Member



Brenden Koh
Elected Member

Jeni Preen
Appointed Member



Travis Bentley
Elected Member

Kirstin Beedie
Elected Member



STAFF MEMBERS



ASHLEIGH APPS
Executive Director

TIFFANY FERGUSON-BLIGHT
*Membership & Marketing
Manager*

FRANK STAPLETON
*Athlete & Coach Pathway
Coordinator*

CATHY HOARE
Technical & Sanctioning Officer

DEPARTED DURING THE SEASON

BRENDAN CULLINAN
Executive Director

JENNI VILÉ
*Marketing & Communication
Coordinator*

KATHRYN CLARE
Junior Program Coordinator

LIFE MEMBERS

- ROB PICKARD
- MARK BATTEN
- TONI O'DONNELL
- PETER HALL
- STEVE BARRIE
- STUART FULLER
- FRANK STAPLETON
- JUDI CLEMIE
- WARREN MILWARD
- SAM PRINCE
- PETER RASH
- ANNIE BRINKWORTH
- ROBYN SCOTT
- JUSTINE BOLTON

SUB-COMMITTEE

AUDIT & RISK COMMITTEE

STEVE LYON
PETER DE LEO
MATTHEW PILBEAM
JENI PREEN
BRENDAN CULLINAN/ASHLIEGH APPS (SECRETARIAT)



AFFILIATED CLUBS



PRESIDENT'S REPORT

It is my pleasure to present the 2019/20 Annual Report for Triathlon WA (TWA).

As the state association we represent 21 clubs and 1997 members throughout WA. This year the association faced a number of hurdles throughout the season. In particular, the postponement and cancellation of events and triathlon activities due to the COVID 19 Pandemic. This meant our staff and sport needed to be agile and proactive throughout this period. The Triathlon WA staff along with TWA Board worked tirelessly behind the scenes to ensure we would remain viable and financial coming out of the pandemic. We thank all of the coaches and club committees who also adjusted to a new way of training over the winter months, and it is great to see progress towards getting back to racing and training.

From an events perspective, we saw an increase in participation numbers across majority of races until March 2020. We hope to continue this trend at the recommencement of this upcoming season. The board and I would really like to thank the entire Triathlon WA community and especially the clubs and race directors that continue to work tirelessly to ensure our sport is accessible for all.

Sadly our SunSmart IRONMAN 70.3 Busselton event was unable to be conducted in May, but prior to the postponement, we had seen an increase in registrations compared to previous years and we were projecting the event to return a small profit. The delivery of the event will take place in October 2020.

I would like to personally thank my fellow volunteer Triathlon WA Board Members, Ross Pedlow (Vice President), Steve Lyon (Audit and Risk Committee), and newly elected members, Kirstin Beedie, Brenden Koh and Travis Bentley along with appointed Treasurer, Jeni Preen. I would also like to thank the Board

Sub-Committee members on the Audit & Risk Committee and the Technical Reference Panel for their advice throughout the year.

I would also like to thank our Life Members who have once again provided valued support to the Board; and our sponsors and partners for continuing to raise awareness within the triathlon community.

Triathlon WA receives support from the Department of Local Government, Sport and Cultural Industries and Healthway. What they provide is significant and coupled with our clubs and members remains crucial to the ongoing operations of our organisation.

On behalf of the Board I extend our sincere appreciation to the work of everyone involved in the operation of TWA this year - our Executive Director, Ashleigh Apps and the staff; Cathy Hoare, Tiffany Ferguson-Blight and Frank Stapleton and the many hundreds of volunteers, technical officials, club committee members and coaches.

We are working towards our vision of inspiring Western Australians to embrace triathlon as a lifestyle, recreation or sporting pursuit, and we look forward to continuing this path for the benefit of the triathlon community in WA for future seasons.

BENJAMIN KING
President



EXECUTIVE DIRECTOR'S REPORT

I am pleased to present our Annual Report for Triathlon WA 2019/20 season.

It amazes me how quickly the season comes and goes, and before we know it, we have completed another year of triathlon in WA. I firstly would like to thank the outgoing staff who left TWA at various points during the season:

- Brendan Cullinan – Executive Director;
- Jenni Vile' - Marketing Coordinator; and
- Kathryn Clare – Junior Participation Coordinator.

I thank you for all your efforts and passion for the sport in WA.

Participation in triathlon means many things to many people. For me, it's about likeminded people utilising the sport in their chosen way as a platform for community, social, mental and physical benefit. We want to see more people connect to our sport within WA.

To our clubs and volunteer committees who work tirelessly behind the scenes to ensure members and the wider community can access triathlon, I thank you for all that you do. This season we welcomed a new club into our network, Armadale Tri Club and we look forward to assisting you to grow over the coming years.

Clubs play a pivotal role in the growth and sustainability of the sport in WA. With this a focus over the last 12 months, we recruited a Membership and Marketing Manager, Tiffany Ferguson-Blight, who's focus is developing club engagement and networks across WA. Tiffany has hit the ground running and we look forward to seeing positive change for all involved in the coming seasons.

Triathlon is a sport where everyone has the opportunity to achieve to a level to which they aspire. We continue to facilitate a pathway for all athletes from TRYStars to juniors to Olympic Pathway, age-group athletes, State Championships to IRONMAN World Championships. Facilitating races and participation opportunities for all will continue to be a focus for us.

Our Development Program is headed up by Frank Stapleton and saw a number of results at National events throughout the season. Frank continues to develop education and development opportunities for the junior athletes and coaches to work towards our goal of talented athletes having the opportunities to remain in WA and pursue elite performances.

It would be remiss of me not to mention the performances of our athletes at the Junior National Championships held in Devonport in March. Adam White took out silver in the individual race and concluded his successful event with being part of the WA team that took out gold in the Australian Junior Mixed Relay. Adam was joined by fellow teammates, Taylor Kroyer, Madison Toovey and Alec Davison, showing the rest of the country the talent, we have in WA.

I would also like to congratulate David Bryant and Sally Pilbeam who both received multiple podiums during the ITU and OUT events, including both winning the Paratriathlon Oceania Championships.

We acknowledge and thank all the Race Directors and Affiliated Clubs who facilitate the racing and participation opportunities for our members and the wider community. Working together with our Technical Team of Officials, each event is sanctioned and supported to provide a framework of safety and fairness for all who participate. Our Technical teams are all volunteers and we acknowledge and thank them for their commitment to making our sport possible.

The administration support to our technical team is undertaken by the Sanctioning Officer, Cathy Hoare. Cathy's hard work of developing the technical and sanctioning programs both on the field of play and behind the scenes do not go unnoticed.

The team at the TWA office work in alignment with the Strategic direction for the sport, keeping a

focus on our key areas of organisational excellence, membership, participation, pathways, brand, education and our key event The Busselton Festival of Triathlon.

Our sport is built on our values and over the past year at TWA Administration and Board level, we have all worked tirelessly to deliver on those values. In line with our key partners, Department of Local Government, Sport and Cultural Industries, Healthway via the SunSmart Message I am proud to say that our sport does strengthen and connect the triathlon community in WA through membership, clubs. Programs and major events. I would also like to thank all of our partners; Goodlife Health Clubs, Star Physio and Project Clothing for their continued support. To our Busselton Festival of Triathlon Partners – Tourism WA, City of Busselton, and our delivery partner, The Event Team, we unfortunately couldn't deliver the event in May 2020, but we are excited to deliver our 2020 and 2021 in the coming months.

We inducted a new Life Member this season, Justine Bolton, a previous President of Triathlon WA and Stadium Tri Club, Justine has provided over 10 years of service to the sport in WA. Thank you to all of our Life Members who continue to advocate for sport and support TWA.

To the TWA Board, I thank you all for the opportunity to continue to work in this great sport. Thank you to the outgoing board members, including Past President David Martin, Ann Brinkamp, Mel Mason and Meredith Hammat. During the season we welcomed four new board members this season, Travis Bentley, Kirstin Beedie, Brenden Koh and Jeni Preen. This year the sport has been under the leadership of President Ben King, I thank the TWA Board for their commitment to making Triathlon WA better at how we deliver services and programs to our members.

And finally, to our members who belong to this great triathlon community, enjoy our sport, respect yourself, your health and your fellow competitors and we are excited for the coming season of triathlon in WA.

ASHLEIGH APPS
Executive Director



MEMBERSHIP & CLUBS REPORT

Written by Tiffany Ferguson-Blight

This season has been one of learning and change for our membership and clubs. The COVID-19 pandemic challenged our sport to adapt to a very different day-to-day reality. Working with TWA, our affiliated clubs rescheduled races, entered our season planning phase earlier than usual, and embraced new and different approaches to connecting with their members and communities. The resilience shown by the committee members was profound and will lead us into a strong 2020/21 season.

This season we welcomed back our twenty previously affiliated clubs, along with one new club in Armadale Triathlon Club. Our club system reaches throughout the Perth metropolitan area and into the regional hubs of Bunbury, Busselton, Albany, Kalgoorlie and Esperance.

Though cut short, this season's Club Event Series saw all clubs participate with the exception of Armadale, whose affiliation occurred too late in the season. The Series was planned as an eleven-race Series, of which six were to be held regionally. Although four events were unable to be completed prior to the season's premature end, the Series still saw club members compete over 800 times in seven events to earn points for their club. The battle this year was between some familiar faces, UWA and Exceed, with Perth Hills hot on their tails. A new victor was crowned this year as Exceed Triathlon Club held the lead following the final event for the shortened series. Thank you to all host clubs for their efforts in presenting a race this season, and to all competitors who proudly represented their clubs.

Our partnership with SunSmart again saw three clubs awarded a funding grant of \$2,000 to allow them to provide a healthier and more SunSmart environment for their members and further align them with the Healthway and SunSmart values. The three successful applications, from Bunbury Triathlon Club, Stadium Triathlon Club and EFS Triathlon Club, demonstrated how the clubs currently promote the SunSmart message, and identified how the funds would allow their club to facilitate behavioural change and promote SunSmart practices. SunSmart also provided all affiliated clubs with branded long-sleeved shirts, wide brim hats and sunscreen.



CLUB LEADERSHIP

	Albany Triathlon Club	Jim Darmody
	Armada Triathlon Club	Alex Barron
	Break Your Limits	Chantal Oliver
	Bunbury Triathlon Club	Caroline Cousins
	Busselton Triathlon Club	Sarah Lang
	City Triathlon Club	Vicki Delves
	EFS Triathlon Club	Brian Kempson
	Esperance Triathlon Club	Lisa Critchley
	Exceed Triathlon Club	James Brodie
	Fremantle Triathlon Club	Matt Whelan
	Kalgoorlie Triathlon Club	Greg Tossel
	Mandurah Triathlon Club	Alan Clark
	North Coast Triathlon Club	Milou Smeets
	Oceanic Triathlon Club	Bryan Apathy
	Perth Hills Triathlon Club	Abdul-Raouf Mohamed-Isa
	Perth Triathlon Club	Karen Woods
	Phoenix Triathlon Club	James Berry
	Rockingham Triathlon Club	Wade Adam
	Stadium Triathlon Club	Kirsty Docherty
	Team XTR Triathlon Club	Geoff Large
	UWA Triathlon Club	Gaby Villa Carrillo

MEMBERSHIP BREAKDOWN

	2018/19	2019/20
Adult	1,598	1,474
Junior (5-11 or 12-19)	280	233
Coach (Professional or Volunteer)	124	126
Non-Competing & Non-Training	87	83
Draft Legal (14-18)	55	49
Professional Athlete or Professional Development Licence U/23	40	32
TOTAL NUMBER OF MEMBERS	2,184	1,997

PARTICIPATION & MEMBER ENGAGEMENT REPORT

Written by Tiffany Ferguson-Blight

TWA is proud to have again facilitated a number of participation initiatives in season 2019/20.

Two different school engagement programs were run in this season: the Sporting Schools TRYstars program, and the SunSmart Schools Ambassadors program.

The purpose of both of these programs is to encourage Western Australian primary school children to get active and healthy through participation in the sport of triathlon, as well as promoting sun safety. This is generally done through interactive skills-based sessions. However, through the SunSmart Schools Ambassadors program, this can also involve assembly presentations.

62 visits have been completed to 11 different schools, of which two were regional. A total of 465 students have engaged in the schools programs, creating almost 2,500 individual exposures to the sport. In 2019/20 we have not completed any school assembly visits, which is reflected in the lower total number of students reached. However, a greater number of schools have been engaged with and, promisingly, these schools have preferred to engage their students in interactive skills sessions, which are likely to result in an easier transition into the sport for new participants.

In addition, TWA facilitated the SunSmart Kids Triathlon Series. This Series is an initiative to support children aged 7-11 in Western Australia, offering them an opportunity to participate in a series of club-run triathlons. SunSmart's support of the program is underpinned by the SunSmart message, which is promoted at all of the events. Participants in these events receive a free swim cap and a medal upon completion to celebrate their efforts, as emphasis is

placed on effort and participation over achievement and placings.

This season saw eight different clubs host SunSmart Kids Triathlons and over 300 race starts by 7-11 year old participants. Of the eight different clubs, it is also very pleasing to see three regional clubs hosting an event catering to the younger triathletes in their community.

TWA held two Beginners Information and Skills Sessions this season. These free sessions provide a safe space for beginners to ask questions about all parts of the sport. These sessions also include a 45-minute transition skills session, where beginners can learn the fundamentals of how transition works and what they can, can't, should and shouldn't do in transition. These sessions were well attended and we look forward to expanding these sessions in season 2020/21.

TWA also partnered with Star Physio WA to deliver three member seminars. These seminars focused on injury prevention and race preparation in the lead up to the SunSmart Busselton Festival of Triathlon. We hope to further build on this idea and offer a variety of member engagement opportunities in the coming seasons.

SCHOOL VISITS	2019/20
Number of Schools	11
Number of Visits	62
Number of Individual Students	465
TOTAL EXPOSURE	2475



EVENT NAME	EVENT DATE	2019/20 PARTICIPANTS	SPECTATOR NUMBERS
Sunsmart Kids Triathlon EFS	3 Nov 2019	41	60
SunSmart Kids Triathlon Kalgoorlie	17 Nov 2019	33	50
SunSmart Kids Triathlon North Coast	7 Dec 2019	73	80
SunSmart Kids Triathlon Rockingham	8 Dec 2019	25	50
SunSmart Kids Triathlon XTR	15 Dec 2019	71	1000
SunSmart Kids Triathlon Oceanic	12 Jan 2020	37	50
SunSmart Kids Aquathlon Bunbury	16 Feb 2020	54	600
SunSmart Kids Triathlon Mandurah	7 Mar 2020	24	60
SunSmart Kids Triathlon Esperance	11 Apr 2020	CANCELLED	
SunSmart Kids Triathlon Busselton	3 May 2020	POSTPONED	
TOTAL		358	1900

DEVELOPMENT PATHWAY AND HIGH PERFORMANCE REPORT

Written by Frank Stapleton

Our Development Program saw a number of results at National events throughout the season. We continue to develop education and development opportunities for the junior athletes and coaches to work towards our goal of talented athletes having the opportunities to remain in WA and pursue elite performances.

In the 2019/20 Triathlon WA Annual Awards, Adam White was awarded the Junior Development Athlete of the Year Award. Adam had a fantastic year racing both locally and nationally. He rounded out his season with a silver at the Junior National Championships in Devonport.

The Development Program in WA continues to provide Draft Legal racing opportunities locally for our athletes thanks to the support of Exceed Triathlon Club and Oceanic Triathlon Club. We look forward to continuing to work with our key stakeholders to provide more racing and skill development opportunities in future years.

The individual performances of the athletes provided many highlights and we are very proud of all WA athletes who raced on the National or International stages.

ALEC DAVISON, MADISON TOOVEY, ADAM WHITE, AND TAYLOR KROYER

- 1st Australian Junior National Mixed Relay Championships

ADAM WHITE

- 2nd Australian Junior National Championships - Devonport
- 4th Australian Junior Series Race 1 - Runaway Bay
- Triathlon Australia's Junior Series top ranked male athlete

SALLY PILBEAM

- 4th ITU World Triathlon Series Grand Final - Lausanne
- 2nd ITU Paratriathlon World Cup - Banyoles
- 1st OTU Paratriathlon Oceania Championships - Newcastle
- 3rd ITU World Paratriathlon Series - Devonport

DAVID BRYANT

- 2nd ITU Paratriathlon World Cup - Banyoles
- 1st OTU Paratriathlon Oceania Championships - Newcastle
- 2nd ITU World Paratriathlon Series - Devonport

JOSHUA NEERVOORT

- 3rd Australian Youth Sprint Championships

LUKE BATE

- Triathlon Australia's U23 Series 3rd ranked male athlete

JONATHAN SAMMUT

- Triathlon Australia's U23 Series 4th ranked male athlete

COACHING REPORT

Written by Frank Stapleton

This season we continued to deliver Foundation Coach Accreditation which focuses on entry level participants and fun-focused athletes. TWA has successfully delivered two more of these courses and have accredited 24 new Foundation Coaches.

Western Australia had 103 fully accredited coaches, including 31 Foundation coaches, 54 Development coaches, 17 Performance coaches and one High Performance coach.

This year's Coach of the Year was awarded to Stuart Durham (Fremantle). As well as coaching Adam White, the 2019/20 Development Athlete of the Year, to his outstanding results this year, Stu was also coach to 3 of the 4 athletes that made up WA's winning mixed relay team in Devonport. In what was a short season, Stuart's athletes had many successes as a results of his efforts, which are recognised by this award.

103
Accredited
coaches

We continue to work closely with our coaches by offering accreditation and professional development opportunities. In turn, by upskilling our coaches our entire membership benefits from the availability of localised coaching expertise.

24
New coaches
accredited



Photo: Delly Carr



TECHNICAL PROGRAM REPORT

Written by Cathy Hoare

Our race starts in WA had increased from previous years to March, which saw 88 officials sent to 16 sanctioned events. Of the total of 93 sanctioned events in the season, 22 were cancelled or postponed due to COVID.

We had 4 officials awarded Sport Development Grants to travel to interstate events, the roles they were given reflects on the standard of our TWA program:

- Sue Scott - Devonport Chief Race Official
- Damien D'Antione - Devonport Chief Run
- Steve Norton - Devonport Chief Bike

Frank was also selected for the Tokyo Olympic Games, which unfortunately has been postponed. He was the only official selected

for the Olympics from Australia and with an official from Queensland selected for the Paralympics.

Our officials were acknowledged on the state stage, with Cathy Hoare nominated for the RAC Official of the Year made it to the final three.

As part of our role to make the field of play safer, we also introduced an initiative that allowed officials to purchase motor bike helmets at a cheaper price. It was a great success with 25 officials opting to purchase their own helmets.

Our officials also received new uniforms from Project, which were introduced towards the end of the season.





TECHNICAL
OFFICIAL

549

WA
1DL-970

2020

Annual Awards



This year, unfortunately we were not able to host the Annual Awards function, as we have in past years. In place of this, all award winners were announced via our social media channels at our "Virtual" Annual Awards event on Wednesday 6 May 2020.

The evening commenced with the presentation of the Junior Triathlete of the Year Awards. Congratulations to the 12-13 years winners, Ivan Nagel (EFS) and Erin Driscoll, the 14-15 years winners, James Kjellgren-Lewis (Fremantle) and Indie Arbuckle (XTR), and the 16-19 years winners, Ronan Hays (Mandurah) and Victoria Fourie (XTR).

This year's Development Program Athlete of the Year was awarded to Adam White (Exceed). Not to be outdone by his athlete, this year's Coach of the Year was awarded to Stuart Durham (Fremantle).

We then recognised the clubs which had taken out this year's top honors. This year the Triathlon WA Champion Club was North Coast Triathlon Club, and the Club Event Series Trophy went to Exceed Triathlon Club.

We recognised and thanked two Technical Officials for their longstanding service to the sport, Virginia Entriken (5 years) and Sue Scott (10 years), both of North Coast. We also welcomed a new inductee to the Triathlon WA Life Membership, Justine Bolton (Stadium).

This year's Service to Sport Award was presented to Brian Kempson (EFS), who is no stranger to these awards having won the RAC Service to Sport award in 2019, and being again nominated for the same in 2020.

The Chris Hewitt Memorial Award was presented to Ross Robertson (Oceanic).

The Individual Performance of the Year were awarded to Matt Burton (Oceanic) and Sally Pilbeam (BYL and North Coast). Burton's award recognised his outstanding result at the 2019 Ironman WA where he became the first ever Western Australian athlete to complete an Ironman in less than 8 hours. Pilbeam's award recognised a season full of exceptional results.

Our Open Triathlete of the Year awards were claimed by two young guns this year, with Nick Thompson (UWA) taking home the honors for the males and Madison Toovey (North Coast) topping the field for the females. Thompson edged out the very consistent Ryan Bailie (Bunbury) and Guy Crawford (Fremantle), who's performances had improved all season. Consistency was a common feature in the women's field, where Toovey finished ahead of Felicity Sheedy-Ryan (UWA) and Brooke McCoy (Fremantle).

DEVELOPMENT ATHLETE OF THE YEAR

Adam White

- Member of the winning relay team at the Australian Junior National Championships
- Triathlon Australia's Junior Series 1st ranked male athlete
 - 4th Australian Junior Series Race 1 - Runaway Bay
 - 2nd Australian Junior National Championships - Devonport

COACH OF THE YEAR

Stuart Durham

- Coach of 3 of the 4 athletes in the winning relay team at the Australian Junior National Championships
- Coach of Triathlon Australia's Junior Series 1st ranked male athlete, Adam White

INDIVIDUAL PERFORMANCE OF THE YEAR

Female - Sally Pilbeam

- 4th ITU World Triathlon Series Grand Final - Lausanne
- 2nd Banyoles ITU Paratriathlon World Cup
- 1st Newcastle OTU Paratriathlon Oceania Championships
- 3rd Devonport ITU World Paratriathlon Series

Male - Matt Burton

- 2nd at the Ironman WA 2019
- First Western Australian athlete to complete an Ironman in under 8 hours

CLUB EVENT SERIES WINNER

Exceed Triathlon Club

CHAMPION CLUB

North Coast Triathlon Club

SERVICE TO SPORT AWARD

Brian Kempson

- The development of new engagement programs and links with local recreation centres
- The ongoing dedication to the development of junior participation

CHRIS HEWITT MEMORIAL AWARD

Ross Robertson

- Introduction of unique racing opportunities for WA athletes through the Shoreline Swim Run series
- Worked with Triathlon WA to host a number of come and try training sessions
- Race Director of the Oceanic Olympic Distance Triathlon
- Club Coach for Oceanic Triathlon Club

LIFE MEMBERSHIP INDUCTEE

Justine Bolton

- Triathlon WA Treasurer 2008/09 & 2009/10
- Triathlon WA President 2014/15, 2015/16, 2016/17 & 2017/18
- Member of Stadium Triathlon Club and Triathlon WA since 2007
- Stadium Triathlon Club Committee Member 2010 - 2014
- Technical Official since 2009

TECHNICAL OFFICIAL SERVICE TO SPORT

5 years

- Virginia Entriiken

10 Years

- Sue Scott

TRIATHLON WA ANNUAL AWARDS

Age Group	Female	Male
TRIATHLETE OF THE YEAR		
12-13	Erin Driscoll	Ivan Nagel
14-15	Indie Arbuckle	James Kjellgren-Lewis
16-19	Victoria Fourie	Ronan Hays
20-24	Megan Shine	Alex Black
25-29	Rebecca Kierath	Michael Cooper
30-34	Clodagh Glynn	Dale Zabiela
35-39	Emma Moon	James Martin
40-44	Jodie Wood	Brad Frost
45-49	Jenny Sullivan	Bart Hollemans
50-54	Lisa Hitchcock	Matt McKay
55-59	Caroline Anderson	Andeew Johns
60-64	Robyn Scott	Barry Silverlock
65-69	Sandy Tindale	David Whiteley
70-74	Jenni Berg	Stephen Brown
75-79	N/A	Ronald Richards
Paratriathlete	N/A	Nige Young & Dennis Devereaux
TOP 5 OPEN ATHLETE RESULTS		
1ST	Madison Toovey	Nick Thompson
2ND	Felicity Sheedy-Ryan	Guy Crawford
3RD	Brooke McCoy	Ryan Bailey
4TH	Rachael Wales/Cassia Boglio	Justin Ghosh
5TH	N/A	Aaron Houghton



STATE CHAMPIONSHIPS

AGE GROUP	FEMALE	MALE	AGE GROUP	FEMALE	MALE
STATE DUATHLON CHAMPIONSHIPS			STATE SPRINT CHAMPIONSHIPS		
20-24	N/A	Aidan Clark	20-24	N/A	James Allen
25-29	Rebecca Archibald	Alex Barron	25-29	Channa Marsh	Daniel Davey
30-34	Kate Collins Smyth	Dale Zabiela	30-34	Clodagh Glynn	Kieran Birch
35-39	Emma Moon	Rob Pouw	35-39	Rosemary Farrell	Jason Rhine
40-44	Jodie Wood	Brad Frost	40-44	Eve O'Hare	Ryan Baugh
45-49	Jenny Sullivan	Brad Kaye	45-49	Jenny Sullivan	Bart Hollemans
50-54	Pip Laufmann	Matt McKay	50-54	Lisa Hitchcock	Michael Glazbrook
55-59	Sherry Coons-Meuller	Andrew Johns	55-59	Caroline Anderson	Darryl Harris
60-64	N/A	Barry Silverlock	60-64	Robyn Scott	Mark Batten
65-69	N/A	Chris Kiley	65-69	Sandy Tindale	David Whiteley
70-74	Jenni Berg	Stephen Brown	OPEN	Cassia Boglio	Jonathan Sammut
Para	N/A	Nige Young			
OPEN	Felicity Sheedy-Ryan	Nick Thompson			
STATE STANDARD CHAMPIONSHIPS			STATE AQUATHLON CHAMPIONSHIPS		
20-24	Megan Shine	Josh Wood	20-24	N/A	Alex Black
25-29	Poppy Coldicott	Daniel Lambert	25-29	Laura Tafuro	Daniel Davey
30-34	Clodagh Glynn	Claude Morris	30-34	Steph Wade	Patrick Apps
35-39	Emma Moon	James Martin	35-39	Emma Moon	James Martin
40-44	Jodie Wood	Luke Cameron	40-44	Petra Jerejian	Greg Manning
45-49	Jenny Sullivan	Bart Hollemans	45-49	Kerri Renshaw	Craig Appleby
50-54	Lisa Hitchcock	Matt McKay	50-54	Sue Scott	Ross Pedlow
55-59	Caroline Anderson	Andrew Johns	55-59	Irene Burkett	Chris Gibbons
60-64	Mary Morgan	Douglas Robertson	60-64	N/A	Barry Silverlock
65-69	Sandy Tindale	David Whiteley	OPEN	Felicity Sheedy-Ryan	Guy Crawford
75-79	N/A	Ronald Richards			
Para	N/A	Dennis Deveraux			
OPEN	Rachael Wales	Nick Thompson			





TRIATHLON WESTERN AUSTRALIA INC.
ABN 94 233 007 720

**FINANCIAL REPORT
FOR THE YEAR ENDED
30 JUNE 2020**

TRIATHLON WESTERN AUSTRALIA INC.

CONTENTS

Board's Declaration	3
Auditors' Report	4
Statement of Profit or Loss	6
Statement of Financial Position	7
Statement of Changes in Equity	8
Statement of Cash Flows	9
Notes to the Financial Statements	10
Detailed Income and Expenditure Statement.....	17

TRIATHLON WESTERN AUSTRALIA INC.

BOARD'S DECLARATION

The Board have determined that Triathlon Western Australia Inc. is not a reporting entity.

The Board have determined that this special purpose financial report should be prepared in accordance with accounting policies outlined in Note 1 to the financial statements.

The Board Members of Triathlon Western Australia Inc. declare that:


1. The financial statements and notes, as set out herein, present Triathlon Western Australia Inc.'s financial position as at 30 June 2020 and its performance for the year ended on that date; and
2. In the Board Member's opinion, there are reasonable grounds to believe that Triathlon Western Australia Inc. will be able to pay its debts as and when they fall due and payable.

This declaration is made in accordance with a resolution of the Board of Triathlon Western Australia Inc.:



.....

President



.....

Treasurer

Dated this 13 day of October 2020



Anderson Munro & Wyllie

CHARTERED ACCOUNTANTS, REGISTERED COMPANY
AUDITORS AND REGISTERED SMSF AUDITORS

Postal Address:

PO Box 229, JOONDALUP DC WA 6919

P: 1300 284 330

E: reception@amwaudit.com.au

ABN 59 125 425 274

Liability limited by a scheme approved under Professional Standards Legislation

INDEPENDENT AUDITORS' REPORT TO THE MEMBERS OF TRIATHLON WESTERN AUSTRALIA INC.

Opinion

We have audited the accompanying financial report of Triathlon Western Australia Inc. (~~the Association~~) which comprises the statement of financial position as at 30 June 2020, the statement of profit or loss, statement of changes in equity, statement of cash flows for the year ended on that date and a summary of significant accounting policies, other explanatory notes and the board's declaration.

In our opinion:

The financial report of Triathlon Western Australia Inc. has been prepared in accordance with the *Associations Incorporation Act (WA) 2015*, including:

- (i) giving a true and fair view of the Association's financial position as at 30 June 2020 and of its financial performance and cash flows for the year ended on that date; and
- (ii) complying with Australian Accounting Standards to the extent described in Note 1.

Basis for opinion

We conducted our audit in accordance with Australian Auditing Standards. Our responsibilities under those standards are further described in the ~~Auditor's responsibility~~ *Auditor's responsibility for the Audit of Financial Report* section of our report. We are independent of the Association in accordance with the auditor independent requirements of the Accounting Professional and Ethical Standards Board's APES 110 Code of Ethics for Professional Accountants (the Code) that are relevant to our audit of the financial report in Australia. We have also fulfilled our other ethical responsibilities in accordance with the Code.

We believe that the audit evidence we have obtained is sufficient and appropriate to provide a basis for our opinion.

Emphasis of matter – basis of accounting

We draw attention to Note 1 to the financial report, which describes the basis of accounting. The financial report has been prepared for the purpose of fulfilling the Board's ~~financial reporting responsibilities~~. As a result, the financial report may not be suitable for another purpose. Our opinion is not modified in respect of this matter.

Board's responsibilities for the financial report

The Board is responsible for the preparation of the financial report that gives a true and fair view in accordance with Australian Accounting Standards and for such internal control as the Board determines is necessary to enable the preparation of the financial report that gives a true and fair view and is free from material misstatement, whether due to fraud or error.

In preparing the financial report, the Board is responsible for assessing the Association's ~~ability to continue as a~~ going concern, disclosing, as applicable, matters relating to going concern and using the going concern basis of accounting unless the Board either intends to liquidate the Association or to cease operations, or have no realistic alternative to do so.



Auditor's responsibility for the audit of the financial report

Our objectives are to obtain reasonable assurance about whether the financial report as a whole is free from **material misstatement, whether due to fraud or error, and to issue an auditor's report that includes our opinion.** Reasonable assurance is a high level of assurance, but is not a guarantee that an audit conducted in accordance with Australian Auditing Standards will always detect a material misstatement when it exists. Misstatements can arise from fraud or error and are considered material if, individually or in the aggregate, they could reasonably be expected to influence the economic decisions of users taken on the basis of this financial report.

As part of an audit in accordance with the Australian Auditing Standards, we exercise professional judgement and maintain professional scepticism throughout the audit. We also:

- Identify and assess the risks of material misstatement of the financial report, whether due to fraud or error, design and perform audit procedures responsive to those risks, and obtain audit evidence that is sufficient and appropriate to provide a basis for our opinion. The risk of not detecting a material misstatement resulting from fraud is higher than for one resulting from error, as fraud may involve collusion, forgery, intentional omissions, misrepresentations, or the override of internal control.
- Obtain an understanding of internal control relevant to the audit in order to design audit procedures that are appropriate in the circumstances, but not for the purpose of expressing an opinion on the effectiveness of the Association's **internal control.**
- Evaluate the appropriateness of accounting policies used and the reasonableness of accounting estimates and related disclosures made by the Board.
- Conclude on the appropriateness of the Board's use of the going concern basis of accounting and, based on the audit evidence obtained, whether a material uncertainty exists related to events or conditions that may cast significant doubt on the Association's **ability to continue as a going concern. If we conclude that a material uncertainty exists, we are required to draw attention in our auditor's report to the related disclosures in the financial report or, if such disclosures are inadequate, to modify our opinion.** Our conclusions are based on the audit evidence obtained up to the date of our **auditor's report. However, future events or conditions may** cause the Association to cease to continue as a going concern.
- Evaluate the overall presentation, structure and content of the financial report, including the disclosures, and whether the financial report represents the underlying transactions and events in a manner that achieves fair presentation.
- Obtain sufficient appropriate audit evidence regarding the financial information of the Association or business activities within the Association to express an opinion on the financial report. We are responsible for the direction, supervision and performance of the audit. We remain solely responsible for our audit opinion.

We communicate with the Board regarding, amongst other matters, the planned scope and timing of the audit and significant audit findings, including any significant deficiencies in internal control that we identify during our audit.

ANDERSON MUNRO & WYLLIE

ANDERSON MUNRO & WYLLIE

Chartered Accountants

BILLY JOE THOMAS

Director & Registered Company Auditor

Dated at Perth, Western Australia this 14th day of October 2020

TRIATHLON WESTERN AUSTRALIA INC.
STATEMENT OF PROFIT AND LOSS
For the Year Ended 30 June 2020

	Note	2020 \$	2019 \$
Income			
Revenue	2	527,725	1,237,586
Expenditure			
Depreciation and Amortisation		(8,933)	(11,961)
Grants To Other Organisations		(6,536)	(3,324)
Marketing & Communications		(10,895)	(100,992)
Office & Occupancy		(24,222)	(45,768)
Project Activities		(25,573)	(484,690)
Staffing and Contractors		(289,383)	(599,331)
Travel & Accommodation		(3,170)	(39,801)
Other Expenses		(18,100)	(36,807)
Total Expenditure		<u>(386,812)</u>	<u>(1,322,674)</u>
Profit (loss) for the Year		<u>140,913</u>	<u>(85,088)</u>

The above Statement of Profit and Loss should be read in conjunction with the accompanying notes.

TRIATHLON WESTERN AUSTRALIA INC.
STATEMENT OF FINANCIAL POSITION
As at 30 June 2020

	Note	2020 \$	2019 \$
ASSETS			
Current Assets			
Cash and Cash Equivalents	3	619,366	300,817
Trade Receivables	4	24,048	71,362
Prepayments	5	280,818	-
Total Current Assets		<u>924,232</u>	<u>372,179</u>
NON-CURRENT ASSETS			
Property, plant & equipment	6	555	3,616
Lease - Right of Use	7	11,742	-
Deposits	8	3,000	3,000
Total Non-Current Assets		<u>15,297</u>	<u>6,616</u>
TOTAL ASSETS		<u>939,529</u>	<u>378,795</u>
LIABILITIES			
Current Liabilities			
Trade and Other Payables	9	447,036	40,526
Lease Liabilities	10	12,550	-
Provisions	11	20,885	23,981
Total Current Liabilities		<u>480,471</u>	<u>64,507</u>
Non-current Liabilities			
Provisions	11	3,857	-
Total Non-current Liabilities		<u>3,857</u>	<u>-</u>
TOTAL LIABILITIES		<u>484,328</u>	<u>64,507</u>
NET ASSETS		<u>455,201</u>	<u>314,288</u>
EQUITY			
Retained earnings		455,201	314,288
TOTAL EQUITY		<u>455,201</u>	<u>314,288</u>

The above Statement of Financial Position should be read in conjunction with the accompanying notes.

TRIATHLON WESTERN AUSTRALIA INC.
STATEMENT OF CHANGES IN EQUITY
For the Year Ended 30 June 2020

	2020	2019
	\$	\$
Equity		
Opening Balance	314,288	399,376
Current Year Earnings	140,913	(85,088)
Total Equity	<u>455,201</u>	<u>314,288</u>

The above Statement of Changes in Equity should be read in conjunction with the accompanying notes.

TRIATHLON WESTERN AUSTRALIA INC.
STATEMENT OF CASH FLOWS
For the Year Ended 30 June 2020

	Note	2020 \$	2019 \$
Cash flows from operating activities			
Receipts from grants		374,002	422,191
Receipts from other operating activities		595,838	818,827
Payments to employees		(288,622)	(466,263)
Payments to suppliers and general expenses		(359,328)	(891,571)
Interest received		1,972	3,613
Net cash provided by/(used in) operating activities	12	323,862	(113,203)
Cash flows from financing activities			
Payments of Lease Liability		(5,313)	-
Net cash used in financing activities		(5,313)	-
Net increase/(decrease) in cash and cash equivalents held		318,549	(113,203)
Cash and cash equivalents at beginning of period		300,817	414,020
Cash and cash equivalents at end of period	3	619,366	300,817

For the purposes of the Statement of Cash Flows, cash and cash equivalents includes cash on hand and in banks and investments in money market instruments with terms of less than 90 days, net of outstanding bank overdrafts. Cash and cash equivalents at the end of the year as shown in the Statement of Cash Flows is reconciled to the related items shown in the Statement of Financial Position as follows:

Cash	619,366	300,817
Deposits at call	-	-
Bank overdraft	-	-
	619,366	300,817
Total closing balance	619,366	300,817

The above Statement of Cash Flows should be read in conjunction with the accompanying notes.

TRIATHLON WESTERN AUSTRALIA INC.
NOTES TO THE FINANCIAL STATEMENTS
For the Year Ended 30 June 2020

1 Statement of Significant Accounting Policies

The financial report is a special purpose financial report prepared in order to satisfy the financial reporting requirements of the *Associations Incorporations Act 2015*. The Board Members have determined that Triathlon Western Australia Inc. is not a reporting entity.

The financial report covers Triathlon Western Australia Inc. as an individual entity. Triathlon Western Australia Inc. is an association incorporated in Western Australia under the *Associations Incorporations Act 2015*.

The principal activity of Triathlon Western Australia Inc. is the governance, development and delivery of triathlon, duathlon, aquathlon and health in Western Australia.

The report has been prepared in accordance with the requirements of the *Associations Incorporations Act 2015* and the following Australian Accounting Standards:

AASB 101	Presentation of Financial Statements
AASB 107	Cash Flow Statements
AASB 108	Accounting Policies, Changes in Accounting Estimates and Errors

No other applicable Accounting Standards, Australian Accounting Interpretations or other authoritative pronouncements of the Australian Accounting Standards Board have been applied.

The financial report has been prepared on an accrual basis and is based on historical costs. It does not take into account changing money values, or except where stated, current valuations of non-current assets. Cost is based on the fair values of the consideration given in exchange for assets.

The following is a summary of the material accounting policies adopted by Triathlon Western Australia Inc. in the preparation of the financial report. The accounting policies have been consistently applied, unless otherwise stated.

Revenue and Other Income

Revenue is measured at the fair value of the consideration received or receivable after taking into account any trade discounts and volume rebates allowed. For this purpose, deferred consideration is not discounted to present values when recognising revenue.

Interest revenue is recognised using the effective interest method, which for floating rate financial assets is the rate inherent in the instrument. Dividend revenue is recognised when the right to receive a dividend has been established.

Revenue recognition relating to the provision of services is determined with reference to the stage of completion of the transaction at reporting date and where outcome of the contract can be estimated reliably. Stage of completion is determined with reference to the services performed to date as a percentage of total anticipated services to be performed. Where the outcome cannot be estimated reliably, revenue is recognised only to the extent that related expenditure is recoverable.

All revenue is stated net of the amount of goods and services tax (GST).

TRIATHLON WESTERN AUSTRALIA INC.
NOTES TO THE FINANCIAL STATEMENTS
For the Year Ended 30 June 2020

Grants and Subsidies

Grants of capital nature are brought to account in the period in which the terms of the grant are satisfied. Grant monies received for which the terms of the grant have not been satisfied in the current period, are shown as liabilities in the statement of financial position. Grants and subsidies of a revenue nature are recognised as income on an accrual basis.

Finance Leases

Leases are classified as finance lease wherever the terms of the lease transfer substantially all the risks and rewards of the ownership to the lessee. All other leases are classified as operating leases.

Income Tax

The financial statements have been prepared on the basis that Triathlon Western Australia Inc. is exempt from income tax.

Employee Benefits

Provision is made for the Triathlon Western Australia Inc.'s **liability for employee benefits arising** from services rendered by employees to balance sheet date. Employee benefits have been measured at the amounts expected to be paid when the liability is settled plus related on-costs.

Cash and Cash Equivalents

Cash and cash equivalents includes cash on hand, deposits held at call with banks, other highly liquid investments with original maturities of three months or less, and bank overdrafts.

Trade Receivables and Other Receivables

Trade receivables and other receivables including distributions receivable, are recognised at the nominal transaction value without taking into account the time value of money. If required, a provision of doubtful debts is created.

Inventories

Inventories are measured at the lower of cost and net realisable value. Costs are assigned on a first-in-first-out basis and included direct materials, direct labour and an appropriate proportion of variable and fixed overhead expenses.

Property, Plant and Equipment

Property, plant and equipment are carried at cost. All assets, excluding freehold land and buildings, are depreciated over their useful lives to the Association.

The carrying amount of plant and equipment is reviewed annually by the Board of Triathlon Western Australia Inc. to ensure it is not in excess of the recoverable amount from these assets. The recoverable amount is assessed on the basis of the expected net cash flows that will be **received from the asset's employment and subsequent disposal. The expected net cash flows** are not discounted in determining recoverable amounts.

Trade Creditors and Other Payables

Trade creditors and other payables, including bank borrowings and distributions payable, are recognised at the nominal transaction value without taking into account the time value of money.

TRIATHLON WESTERN AUSTRALIA INC.
NOTES TO THE FINANCIAL STATEMENTS
For the Year Ended 30 June 2020

Provisions

Provisions are recognised when Triathlon Western Australia Inc. has legal or constructive obligation, as a result of past events, for which it is probable that an outflow of economic benefits will result, and that outflow can be reliably measured.

Provision recognised represent the best estimate of the amounts required to settle the obligation at reporting date.

Goods and Services Tax

Revenues, expenses and assets are recognised net of the amount of GST, except where the amount of GST incurred is not recoverable from the Tax Office. In these circumstances, the GST is recognised as part of the cost of acquisition of the asset or part of an item of the expense. Receivables and payables in the statement of financial position are shown inclusive of GST.

Comparative Figures

Comparatives are consistent with prior years, unless otherwise stated.

Where a change in comparatives has also affected the opening retained earnings previously presented in a comparative period, an opening statement of financial position at the earliest date of the comparative period has been presented.

Leases

The Association has elected to apply the new Australian Accounting Standard AASB 16 Leases with its initial date of application on 1 July 2019. AASB 16 introduces a single lessee accounting model and requires a lessee to recognise assets and liabilities for all leases with a term of more than 12 months unless the underlying asset is of low value. A lessee is required to recognise a right-of-use asset representing its right to use the underlying leased asset and a lease liability representing its obligations to make lease payments.

At commencement of the lease the right-of-use assets are measured at cost. This cost consists of the amount of the initial measurement of the lease liability, any lease payments made at or before the commencement date, less any lease incentives received, and any initial direct costs incurred. At the commencement date, the lease liability is measured at the present value of the lease payments that are not paid at that date. The total lease payments are discounted using the interest rate implicit in the lease and where that rate cannot be readily determined, the weighted average incremental borrowing rate of the Association is used.

Right-of-use assets are depreciated on a straight-line basis over the shorter of their estimated useful lives or the lease term. Lease payments are allocated between the reduction of the lease liability and the lease interest expense for the period.

TRIATHLON WESTERN AUSTRALIA INC.
NOTES TO THE FINANCIAL STATEMENTS
For the Year Ended 30 June 2020

	2020 \$	2019 \$
2 Revenue		
Grants Revenue	263,300	466,691
Membership & Affiliation Income	233,071	290,884
Other Contribution Income	4,000	14,317
Commercial Income	17,862	37,544
Events Income	2,870	423,934
Interest received	1,972	3,613
Sundry Income	4,650	603
	<u>527,725</u>	<u>1,237,586</u>

3 Cash and Cash Equivalents

Cash at bank	466,542	149,947
Debit card	1,012	868
Petty Cash	2	2
Term Deposit	151,810	150,000
	<u>619,366</u>	<u>300,817</u>

Reconciliation of cash and cash equivalents

Cash and cash equivalents reported in the statement of cash flows are reconciled to the equivalent items in the statement of financial position as follows:

Cash and Cash Equivalents	<u>619,366</u>	<u>300,817</u>
---------------------------	----------------	----------------

4 Trade and Other Receivables

Trade Debtors	2,015	26,116
Less Provision for Doubtful Debts	(2,015)	-
Other Receivables - Government Stimulus Package	24,048	-
Accrued Income	-	40,500
Input Tax Credit	-	4,746
	<u>24,048</u>	<u>71,362</u>

5 Prepayments

Prepaid General Expenses	3,640	-
Prepaid Busselton 70.3 October Event	277,178	-
	<u>280,818</u>	<u>-</u>

TRIATHLON WESTERN AUSTRALIA INC.
NOTES TO THE FINANCIAL STATEMENTS
For the Year Ended 30 June 2020

	2020 \$	2019 \$
6 Property, Plant & Equipment		
Plant & Equipment - at cost	6,863	36,009
Accumulated depreciation	<u>(6,308)</u>	<u>(34,056)</u>
	<u>555</u>	<u>1,953</u>
Sporting Equipment - at cost	31,690	53,206
Accumulated depreciation	<u>(31,690)</u>	<u>(51,543)</u>
	<u>-</u>	<u>1,663</u>
Total Property, Plant & Equipment	<u><u>555</u></u>	<u><u>3,616</u></u>

Movements in Carrying Amounts of Property, Plant and Equipment

Movement in the carrying amounts for each class of property, plant and equipment between the beginning and the end of the current financial year.

	Plant & Equipment \$	Sporting Equipment \$	Total \$
Carrying amount at 1 July 2018	<u>3,351</u>	<u>12,226</u>	<u>15,577</u>
Depreciation expense	(1,398)	(10,563)	(11,961)
Carrying amount at 1 July 2019	<u>1,953</u>	<u>1,663</u>	<u>3,616</u>
Depreciation expense	(1,398)	(1,663)	(3,061)
Carrying amount at 30 June 2020	<u><u>555</u></u>	<u><u>-</u></u>	<u><u>555</u></u>

7 Lease - Right of Use

Lease - Right of Use	17,613	-
Accumulated Amortisation	<u>(5,871)</u>	<u>-</u>
	<u>11,742</u>	<u>-</u>

8 Deposits

Security Deposits	<u>3,000</u>	<u>3,000</u>
-------------------	--------------	--------------

TRIATHLON WESTERN AUSTRALIA INC.
NOTES TO THE FINANCIAL STATEMENTS
For the Year Ended 30 June 2020

	2020 \$	2019 \$
9 Trade & Other Payables		
Trade Creditors	2,592	13,095
Other Payables	-	2,338
Accrued Expenses	5,725	4,218
Deferred Income	15,133	337
Deferred Events Income	401,519	-
Reported GST Liability	12,011	-
PAYG liability	3,988	12,116
Superannuation Payable	6,068	8,422
	<u>447,036</u>	<u>40,526</u>
10 Lease Liability		
Lease liability	<u>12,550</u>	<u>-</u>
11 Provisions		
Current		
Provision for annual leave	15,999	19,545
Provision for long service leave	4,886	4,436
	<u>20,885</u>	<u>23,981</u>
Non-current		
Provision for long service leave	<u>3,857</u>	<u>-</u>
12 Cash Flow Information		
Reconciliation of net profit to net cash used in operating activities:		
Profit/ (loss) for the year	140,913	(85,088)
Non-cash flows in profit		
Depreciation and amortisation	8,933	11,961
Interest on lease liability	250	-
Changes in assets and liabilities		
(Increase) Decrease in current receivables	47,314	21,286
(Increase) Decrease in inventory	-	11,484
(Increase) Decrease in prepayments	(280,818)	40
Increase (Decrease) in trade and other creditors	406,509	(64,969)
Increase (Decrease) in provisions	761	(7,917)
Net cash provided by/(used in) operating activities	<u>323,862</u>	<u>(113,203)</u>

TRIATHLON WESTERN AUSTRALIA INC.
NOTES TO THE FINANCIAL STATEMENTS
For the Year Ended 30 June 2020

	2020	2019
	\$	\$

13 Events after Reporting Period

COVID-19 was declared a Pandemic by the World Health Organization on 11 March 2020. The situation has been and continues to evolve very quickly. Significant economic damage has been seen globally and locally in Australia and in Western Australia. The final financial impact of this Pandemic is unknown but may be significant to the operations of the Association.

14 Association Information

The principal place of business is:

Beatty Park Leisure Centre,
220 Vincent St., Leederville WA 6006

TRIATHLON WESTERN AUSTRALIA INC.
DETAILED INCOME AND EXPENDITURE STATEMENT
For the Year Ended 30 June 2020

	2020 \$	2019 \$
Revenues		
Accreditation Fees Revenue	4,975	8,490
Annual Membership Fees	233,071	281,151
Catering, Hospitality & Services Revenue	-	12,142
Club Affiliation Fees Revenue	-	9,733
Course Fees Revenue	2,157	5,818
Event Entry Fees Revenue	2,870	410,919
Merchandising Sales Revenue	(150)	13,902
Sponsorship Revenue	-	11,500
Technical Service Fees Revenue	10,880	13,015
	<u>253,804</u>	<u>766,670</u>
Other Income		
Interest Received	1,972	3,613
Government Stimulus Package	76,300	-
Other Contributions	4,000	-
Other Sundry Income	4,650	612
Grants Revenue - Local Government	-	50,991
Grants Revenue - Other Government	30,000	122,500
Grants Revenue - Other Organisations	-	150,000
Grants Revenue - State Dept Sport & Rec	150,000	135,000
Grants Revenue - Triathlon Australia/STTA's	7,000	8,200
	<u>273,922</u>	<u>470,916</u>
Total Income	<u>527,725</u>	<u>1,237,586</u>
Less Operating Expenses		
Accommodation - Domestic	976	18,081
Accounting & Bookkeeping Contractors	5,340	2,604
Advertising	1,879	21,409
Airfares - Domestic	881	2,264
Amortisation Expense	5,871	-
Athlete Payments Expense	-	684
Audit Fees	8,700	3,700
Awards, Trophies	4,364	8,119
Bad & Doubtful Debts	2,015	-
Bank Fees	(101)	2,256
Brand Development/Sponsorship servicing	2,095	27,311
Catering	2,823	16,918
Coaching Incentive Payments	3,000	-

TRIATHLON WESTERN AUSTRALIA INC.
DETAILED INCOME AND EXPENDITURE STATEMENT
For the Year Ended 30 June 2020

	2020 \$	2019 \$
Less Operating Expenses (Continued)		
Coaching Services Payments	6,924	7,310
Depreciation	3,061	11,961
Digital Media	-	20,000
Donations	500	3,625
Education programs/services	3,131	875
Equipment Hire Expense	-	157,460
Event Consumables	-	64,904
Event Contractors & Services - General	248	35,060
Event entry fees Expense	3,996	73,226
Event Production	-	791
Event Timing	127	15,746
Event Traffic Management	-	31,161
Event Water Safety	-	13,527
External Contractors Costs/Fees	3,844	106,134
Foreign Currency Gains and Losses	95	255
Grants Paid	5,636	-
Ground Transport	1,268	17,871
Insurance Premiums	3,149	24,399
Interest Lease Expense	250	-
IT Services & Support	7,328	12,437
Leave Expense	761	(7,917)
Legal Fees	-	353
Media Management/Public Relations	2,200	5,835
Medical	-	9,576
Membership & Other Processing Fees	1,818	8,544
Other General Expenses	1,195	2,751
Other Travel	16	41
Photocopying & Printing	3,766	3,730
Postage, Freight & Couriers	443	906
Printing	1,228	1,000
Prize Money	6,109	45,493
Promotional Material & Merchandise	1,685	15,487
Recruitment	1,045	280
Rent	8,615	18,791
Salaries & Wages	241,517	421,970
Signage	382	1,850
Small asset purchases	-	323
Sports Development Grants	900	3,324
Staff Amenities	916	1,544
Staff Training and Development	409	955

TRIATHLON WESTERN AUSTRALIA INC.
DETAILED INCOME AND EXPENDITURE STATEMENT
For the Year Ended 30 June 2020

	2020 \$	2019 \$
Less Operating Expenses (Continued)		
Stationery & Office Supplies	877	1,440
Subscriptions	2,797	4,094
Superannuation	17,047	38,067
Sustenance	30	1,544
Technical Services Payments	6,347	14,250
Telecommunications	2,276	6,597
Uniforms	2,291	7,819
Venue Hire	667	4,047
Website Maintenance and Development	925	4,475
Workers Compensation	3,150	5,418
Total Expenditure	<u>386,812</u>	<u>1,322,674</u>
Profit/(loss) for the Year	<u>140,913</u>	<u>(85,088)</u>



Department of
Local Government, Sport
and Cultural Industries



TRAINERROAD



TRIATHLON
WESTERN AUSTRALIA

ANNUAL REPORT

2019/20 SEASON

Phone: 08 9443 9778
Email: admin@wa.triathlon.org.au
Address: Beatty Park Leisure Centre
220 Vincent St
North Perth WA 6006
Web: www.triwa.com.au